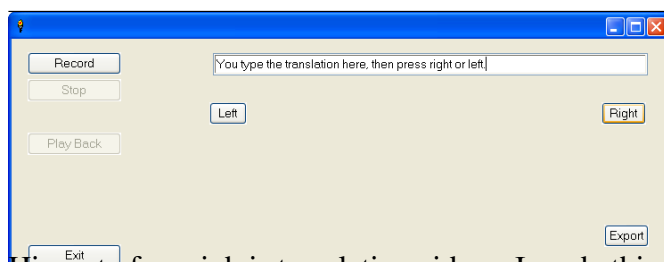



Download the translation file:

[Translation.zip](#)

- [Details](#)
- [Download](#)
- 91 KB



[Hi, part of my job is translating videos. I made this program in LB to help that process. It's public domain.](#)
-James Young

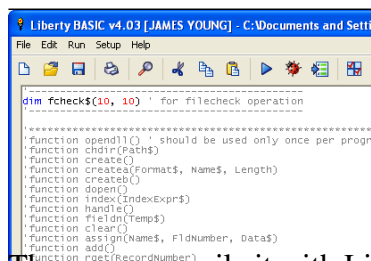


First, you unzip it...

Translation Assistant

by -

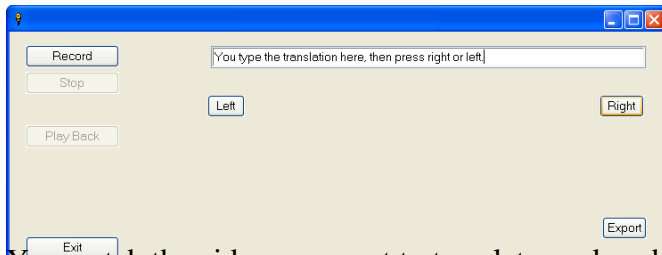
[James Young](#)



Then, you compile it with Liberty Basic 4.xx



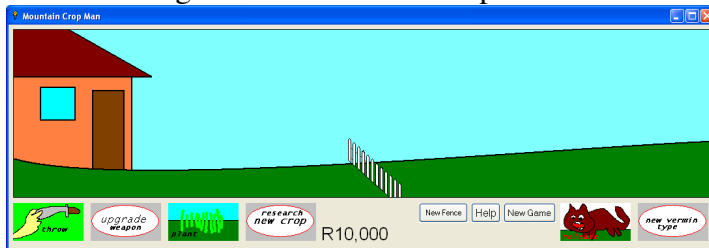
Then you create a folder called wav. (this is where your recording/s are stored)



You watch the video you want to translate, and push pause, (like in a media player) you type in the translation, and record your voice. When the program marks as recorded all the sentences you translated, you push export, and with a movie editor, you fine tune the exported .wav audio to match the video.

Bonus:

Here's a free game I made that's also public domain.



It's called: **** Mountain Crop Man!** Notice: no animals were hurt during the production of this little game. (Except some chicken I ate.) YMMM! Maybe.

Download:

[mcm.zip](#)

- [Details](#)
- [Download](#)
- 55 KB